OPPOSITES & COMPARISONS

Look, compare and discover how things are different!

Ages 2–6



By Uncle Sam

WELCOME, PARENTS, CAREGIVERS & EDUCATORS!

This activity pack helps young learners look closely at pictures and notice how things differ. Explore ideas such as big and small, tall and short, long and short, and full and empty.

For parents, caregivers, and teachers:

Work through the pages together. Read the directions aloud and encourage your child to describe what they see. Let them take their time and enjoy each activity.

This book belongs to:

_____

Open and Closed

Circle the open object in each pair.









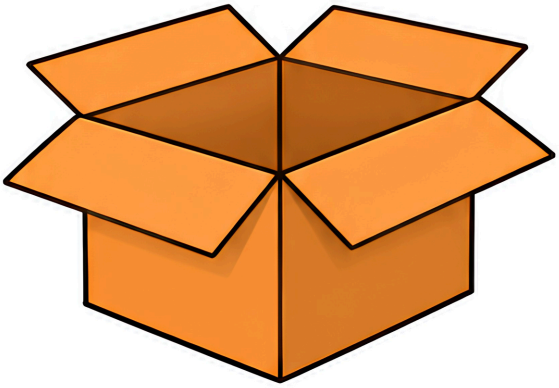

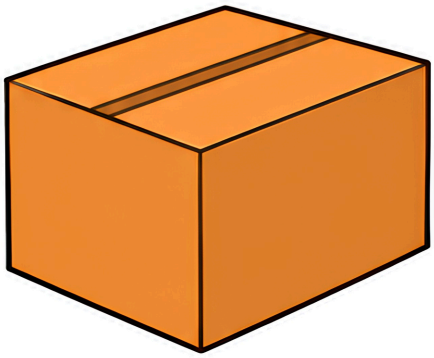







Full and Empty

Circle the empty container in each pair.

















Tall and Short

Circle the tall picture in each pair.



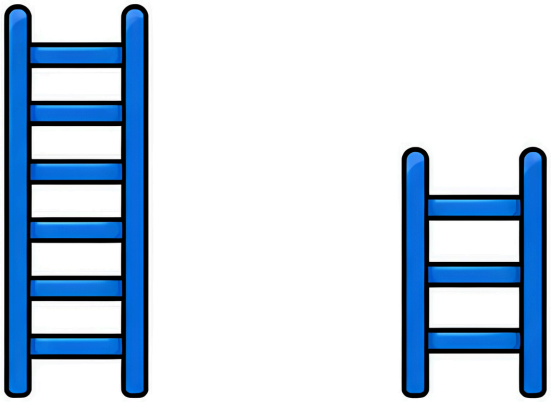

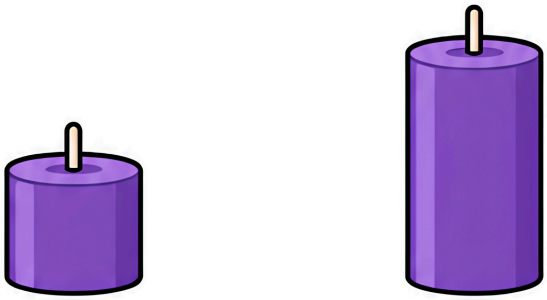

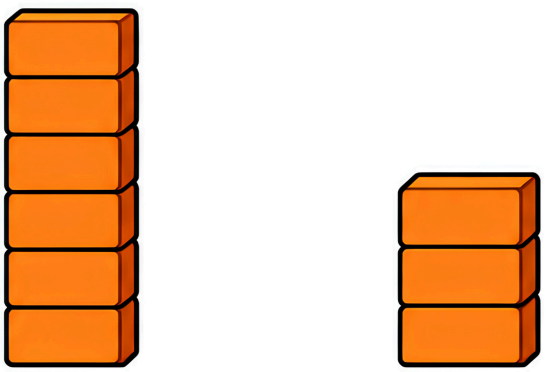

Big and Small

Circle the big object in each pair.

















Long and Short

Circle the long object in each pair.













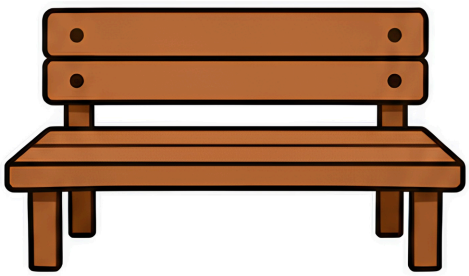

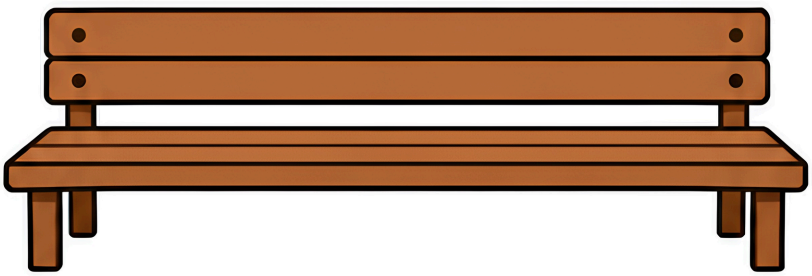

Look closely. Compare the pictures. Discover opposites!

These activities help little learners practise observation, comparison and early descriptive words—all while having fun.

© 2026 SamKnowledge
Free for personal and classroom use. Please do not resell or redistribute this file.